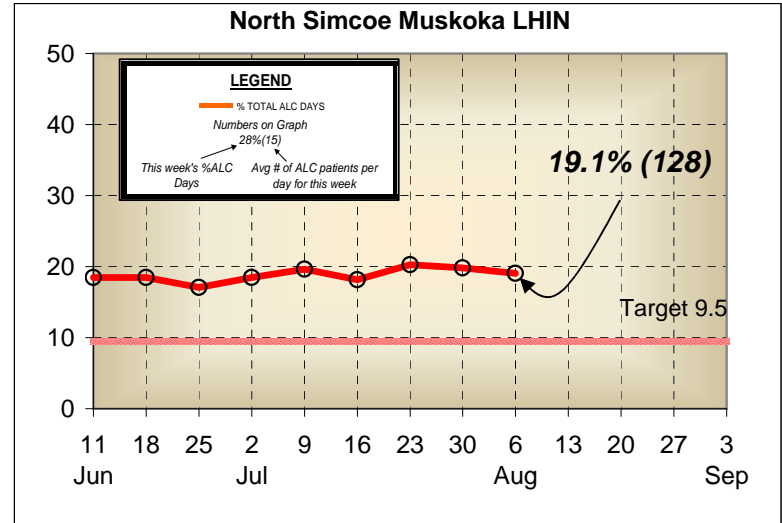
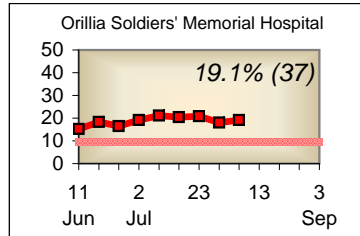
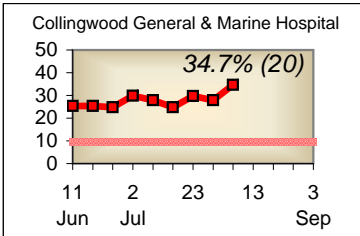
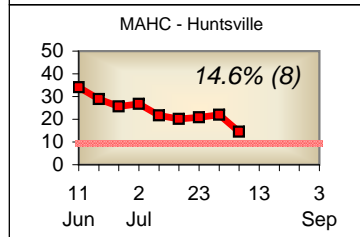
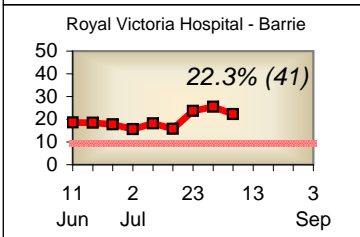


% Total ALC Days REPORT - NSM LHIN - As of Week Ending August 6, 2009

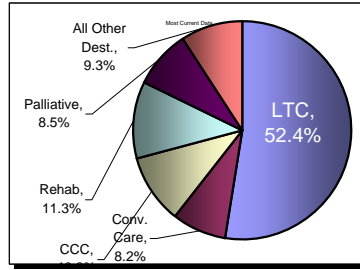
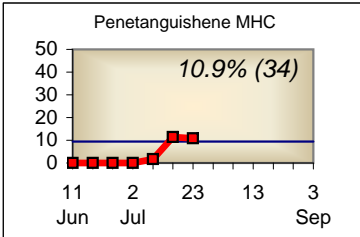
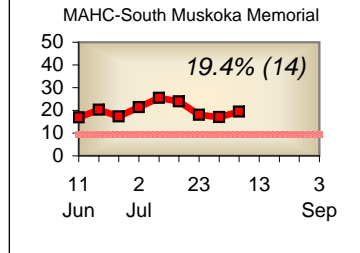
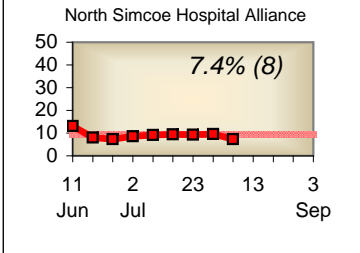


NOTES:

- 1) % ALC Days = Total ALC Bed Days ÷ Total Possible Bed Days
- 2) Total Possible Bed Days are calculated from the total number of staffed & Operated beds (excluding nursery) on a daily basis x 7 days
- 3) MOHLTC calculations for % ALC include only Acute Treatment Hospitals (AT) and Acute Treatment Hospitals with Psychiatric Units (AP). Penetanguishene Mental Health Center is considered a Psychiatric Facility (MH) and is therefore excluded from calculations
- 4) % ALC Days may not match exactly with Ministry calculations. Bed Days only approximate Inpatient days as inpatient days are calculated using discharged patients while bed days are calculated using patients currently in hospital.



*N.B. transitional beds excluded as of WE July 2



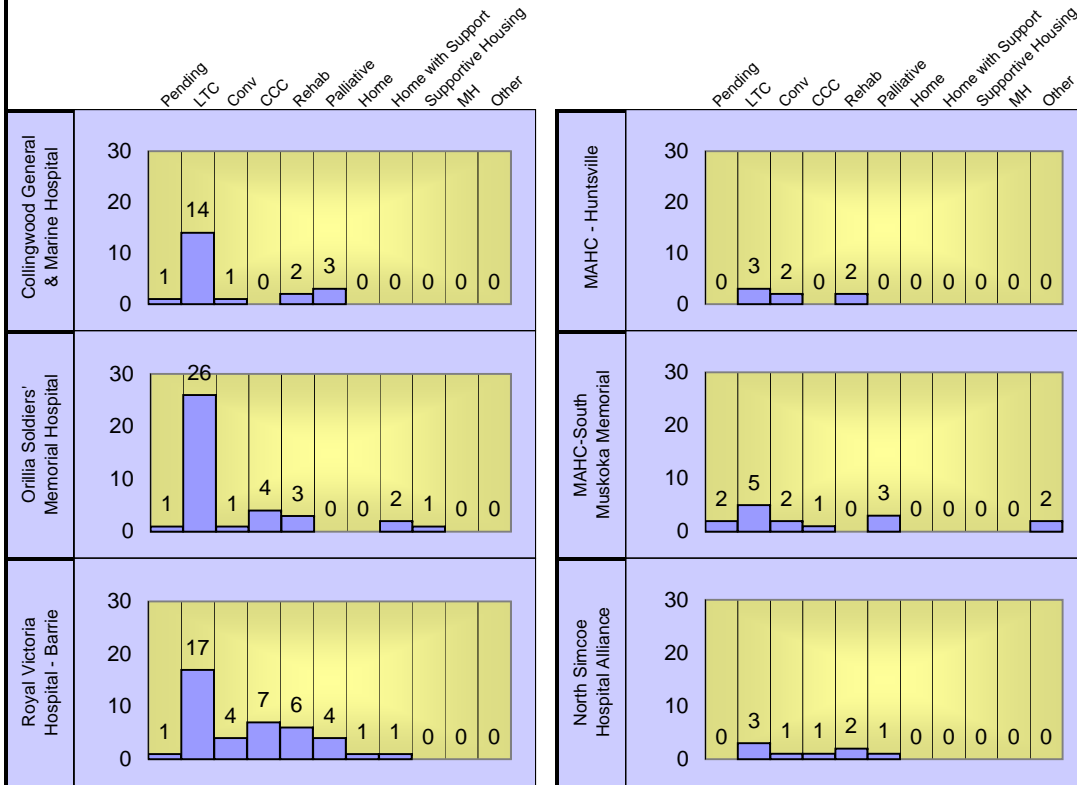
NOTE: excluded from calculations

N.B. - Reporting began week ending July 9

	Last Week July 30, 2009	This Week August 6, 2009
Total Sites Submitting	6	6
NSM LHIN Total ALC Days	19.8%	19.1%
NSM LHIN Acute ALC Days	24.9%	23.6%
Total Possible Bed Days	4,817	4,745
Total Days Occupied by ALC Patients	954	904
BY EXPECTED DESTINATION:		
Long-Term Care	53.0%	52.4%
Convalescent Care	9.1%	8.2%
Complex Continuing Care	11.7%	10.3%
Rehabilitation	8.5%	11.3%
Palliative Care	8.9%	8.5%
Home with Supports (CCAC)	2.5%	2.5%
Private Pay Home (retirement/supportive housing)	1.9%	1.0%
Home	1.5%	1.1%
Other	0.9%	1.3%
Designated/ Destination Pending	1.9%	3.3%
Mental Health	0.0%	0.0%
Average # of ALC per day (combined for all LHIN sites)	137	130

*may not add due to rounding

Average # Patients per day by Expected Destination by Facility



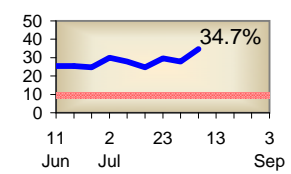
% ACUTE ALC DAYS

Week Ending August 6, 2009

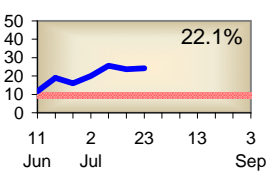
NOTE:

% Acute ALC Days should be compared with caution as definitions of "Acute" may vary by facility.

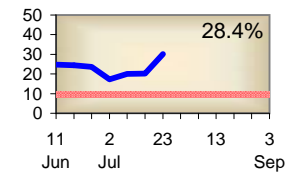
Collingwood General & Marine Hospital



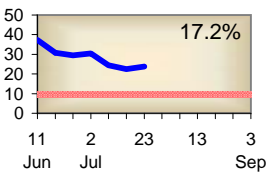
Orillia Soldiers' Memorial Hospital



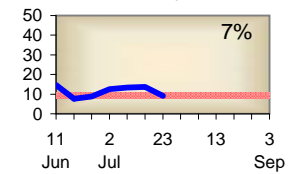
Royal Victoria Hospital - Barrie



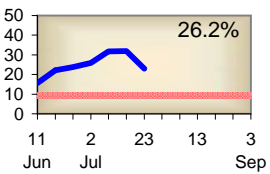
MAHC - Huntsville



North Simcoe Hospital Alliance



MAHC-South Muskoka Memorial



FACILITY -->	CGMH		OSMH		NSHA		RVH		(combined)		MAHCH		MAHCM		NSMLHIN	
	Current Week	Previous Week	Current Week	Previous Week	Current Week	Previous Week	Current Week	Previous Week	Current Week	Previous Week	Current Week	Previous Week	Current Week	Previous Week	Current Week	Previous Week
EXPECTED DESTINATION																
Long-Term Care	14	13	26	25	3	5	17	22	8	7	3	4	5	3	68	72
Convalescent Care	1	2	1	1	1	1	4	4	4	4	2	3	2	1	11	12
Complex Continuing Care	-	1	4	4	1	1	7	8	1	2	-	1	1	1	13	16
Rehabilitation	2	1	3	1	2	2	6	6	2	3	2	2	-	1	15	13
Palliative Care	3	2	-	-	1	1	4	4	3	4	-	1	3	3	11	11
Home with Supports (CCAC)	-	-	2	2	-	-	1	2	-	-	-	-	-	-	3	4
Private Pay Home (retirement/supportive housing)	-	-	1	1	-	-	-	1	-	1	-	1	-	-	1	3
Home	-	-	-	-	-	-	1	2	-	-	-	-	-	-	1	2
Other	-	-	-	-	-	-	-	-	2	1	-	-	2	1	2	1
Designated/ Destination Pending	1	-	1	-	-	-	1	-	2	3	-	1	2	2	5	3
Mental Health	-	-	-	-	-	-	-	-	-	-	-	-	-	-	-	-
TOTAL	21	19	38	34	8	10	41	49	22	25	7	13	15	12	130	137

Comments/Notes from Facilities:

RVH: Transitional Care beds remain 100% occupied. Funding approved until August 10, 2009. ALC numbers up since new definitions July 1, 2009. Hospital census remains at capacity with little flex for surge. Over capacity two days this reporting week.